



## INDIVIDUAL HOUSES

All the kits are supplied complete, ready for operation with panel and box, DIN power supply and telephone.




Installation diagram of STAR PRODUCTS.


### Star products

<p>ANALOGUE (5 wires)</p> 	<p><b>6940 1/W CITYMAX DOOR ENTRY KIT* - Classic</b></p> <p><b>Includes</b> 8300. 1/W CITYLINE outdoor panel and flush box ( flush box ref.8948 included). Outdoor panel S1: 130(W)x128(H)mm. Flush box S1: 115(W)x114(H)x45(D)mm. 8044. CITYMAX BASIC telephone. 4800. Power supply 12Vac/1,5A-DIN4.</p> <p><b>2<sup>nd</sup> Audio access</b> 8300. Outdoor panel and flush box. 8819. Chalet switcher.</p> <p><b>Extensions</b> Up to 3 telephones ref.8044 with no extra power supply.</p> <p><b>Accessories</b> 3071. Door lock 450N-S 12Vac. 8948. Flush box S1 kit. 8951. Surface box S1. 8251. Decorative frame S1 (225x310mm). 8400. Hood S1. 2127. Telephone decorative frame (120x240mm).</p>
	<p><b>6870 1/W CITYMAX DOOR ENTRY KIT</b></p> <p>With lock release (ref.3071).</p>
	<p><b>68705 1/W CITYMAX DOOR ENTRY KIT - Surface</b></p> <p>With surface box (ref.8308).</p>

### New Cityline


<p>BUS2</p> 	<p><b>4900 1/W CITYLINE DOOR ENTRY KIT (BUS2)</b></p> <p><b>Includes</b> 70702.1/W CITYLINE BUS2 outdoor panel and flush box. Outdoor panel S1: 130(W)x128(H)mm. 8948. Flush box S1. Measures: 115(W)x114(H)x45(D)mm. 3397. LOFT EXTRA BUS2 telephone 4822. Kit BUS2 power supply 24Vdc/12Vac.</p> <p><b>2<sup>nd</sup> Audio access</b> 70702. Outdoor panel. 8948. Flush box 3246. BUS2 switcher.</p> <p><b>Extensions</b> 1 LOFT BUS2 telephone (ref.3397).</p> <p><b>Accessories</b> 3071. Door lock 450N-S 12Vac. 4812. Power supply 18Vdc. 8948. Flush box S1 kit. 7061. Surface box S1. 130(W)x128(H)x33(D)mm. 8251. Decorative frame S1. 225(W)x310(H)mm. 8400. Hood S1: 135(H)x130(V)mm. 3397. LOFT EXTRA BUS2 telephone. 3380. Telephone decorative frame 200(W)x240(H)mm.</p>
	<p><b>4901 2/W CITYLINE DOOR ENTRY KIT (BUS2)</b></p> <p>With 2 LOFT EXTRA BUS2 telephones (ref.3397) and 2/W CITYLINE panel (ref.70002).</p>

### Stainless Steel


<p>ANALOGUE (5 wires)</p> 	<p><b>4650 1/W MARINE AUDIO DOOR ENTRY KIT</b></p> <p><b>Includes</b> 4615 1/W MARINE outdoor panel and flush box. Outdoor panel S1: 150(W)x100(H)mm. 8044 CITYMAX BASIC telephone. 4800 Power Supply 12Vac/1.5A-DIN4.</p> <p><b>2<sup>nd</sup> Audio access</b> 4615. Outdoor panel and flush box. 8819. Chalet switcher.</p> <p><b>Extensions</b> Up to 3 telephones ref.8044.</p> <p><b>Accessories</b> 3071. Door lock 450N-S 12Vac. 4641. Marine Flush box S1 kit. 4645. Marine Surface box S1. 2127. Telephone decorative frame (120x240mm).</p>
---	--

\*NOTE: In 5-wire audio door entry kits, for more than 3 telephones in the apartment, add one call multiplier (ref.2340) and one power supply (ref.4812).

## With private function

<p>ANALOGUE (5 wires)</p> 	<p><b>2261 1/W PRIVATE DOOR ENTRY KIT* - Proximity cards</b></p> <p>With access control system by proximity cards.</p> <p><b>Includes</b>            7966. 1/W PRIVATE panel and flush box (Flush box ref.8949 included).            Outdoor panel S4: 130(W)x199(H)mm.            Flush box S4: 115(W)x185(H)x45(D)mm.            8044. CITYMAX BASIC telephone.            2363. Proximity cards (6 units).            4800. Power supply 12Vac/1,5A. DIN4.</p> <p><b>2<sup>nd</sup> Audio access</b>            7966. Outdoor panel and flush box.            8819. Chalet switcher</p> <p><b>Extensions</b>            Up to 3 telephones ref.8044.            Up to 400 proximity cards.</p> <p><b>Accessories</b>            3071. Door lock 450N-S 12Vac.            8949. Flush box S4.            8954. Surface box S4.            8254. Decorative frame S4 (225x375mm).            8403. Hood S4 (135x203mm).            2127. Teleph. Dec. Frame (120x240mm).            2351. Winprox Programming Kit.            2306. Proximity keypad.            2363. Proximity cards.            44501. Proximity keyring.</p>
---	---

## With memokey function

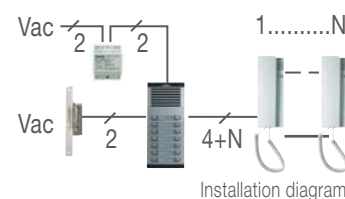
<p>ANALOGUE (5 wires)</p> 	<p><b>3602 1/W 100 CODES MEMOPHONE KIT* - keypad</b></p> <p>With access control system by keypad.</p> <p><b>Includes</b>            3611. 1/W MEMOPHONE panel with flush box (Flush box ref.8949 included).            Outdoor panel S4: 130(W)x199(H)mm.            Flush box S4: 115(W)x185(H)x45(D)mm.            8044. CITYMAX BASIC telephone.            4800. Power supply 12Vac/1,5A.</p> <p><b>2<sup>nd</sup> Audio access</b>            3611. Outdoor panel and flush box.            8819. Chalet switcher.</p> <p><b>Extensions</b>            Up to 3 telephones ref.8044.</p> <p><b>Accessories</b>            3071. Door lock 450N-S 12Vac.            8949. Flush box S4.            8954. Surface box S4.            8254. Decorative frame S4 (225x375mm).            8403. Hood S4 (135x203mm).            2127. Telephone decorative frame (120x240mm).</p>
--	--

\*NOTE: In 5-wire audio door entry kits, for extensions of more than 4 telephones in the apartment, add one call multiplier (ref.2340) and one power supply (ref.4812).

## AUDIO KITS - FOR BUILDINGS

Audio kits from 2 to 24 houses. Installation: 4+n (1 wire per house)











All kits are supplied complete. They include panel and flush box, power supply DIN 12Vac/1,5A (ref.4800) and corresponding telephones.



### KITS EXTENSIONS AND ACCESSORIES:

- 2<sup>nd</sup> Access: Requires the reference of the panel included on kit + audio switcher (ref.8811) + voltage distributor (ref.8809).
- In-house extensions without extra power supply: 3 telephones (ref.8044).
- Accessories: See panels section and corresponding series.
- Electric lock recommended: Electric lock 450N-S (ref.3071). Normal operation and short shield. 12Vac.

\*NOTE: In 5-wire audio door entry kits, for extensions of more than 4 telephones, add 1 call multiplier (ref.2340) and 1 power supply (ref.4812).

<p>ANALOGUE (4+2)</p> 	<p><b>6325 2/W CITYMAX AUDIO KIT</b></p> <p><b>Includes</b> 8301. CITYLINE 2/W panel and flush box (Flush box ref.8948 included). Outdoor panel S1: 130(W)x128(H)mm. Flush box S1: 115(W)x114(H)x45(D)mm. 8044. CITYMAX BASIC telephone (2 units). 4800. Power supply 12Vac/1,5A. DIN4.</p>	<p>ANALOGUE (4+3)</p> 	<p><b>6330 3/W CITYMAX AUDIO KIT</b></p> <p><b>Includes</b> 8302. CITYLINE 3/W panel and flush box (Flush box ref.8949 included). Outdoor panel S4: 130(W)x199(H)mm. Flush box S4: 115(W)x185(H)x45(D)mm. 8044. CITYMAX BASIC telephone (3 units). 4800. Power supply 12Vac/1,5A. DIN4.</p>
<p>ANALOGUE (4+4)</p> 	<p><b>6335 4/W CITYMAX AUDIO KIT</b></p> <p><b>Includes</b> 8303. CITYLINE 4/W panel and flush box (Flush box ref.8949 included). Outdoor panel S4: 130(W)x199(H)mm. Flush box S4: 115(W)x185(H)x45(D)mm. 8044. CITYMAX BASIC telephone (4 units). 4800. Power supply 12Vac/1,5A. DIN4.</p>	<p>ANALOGUE (4+6)</p> 	<p><b>6340 6/W CITYMAX AUDIO KIT</b></p> <p><b>Includes</b> 8304. CITYLINE 6/W panel and flush box (Flush box ref.8949 included). Outdoor panel S4: 130(W)x199(H)mm. Flush box S4: 115(W)x185(H)x45(D)mm. 8044. CITYMAX BASIC telephone (6 units). 4800. Power supply 12Vac/1,5A. DIN4.</p>
<p>ANALOGUE (4+8)</p> 	<p><b>6345 8/W CITYMAX AUDIO KIT</b></p> <p><b>Includes</b> 8305. CITYLINE 8/W panel and flush box (Flush box ref.8949 included). Outdoor panel S4: 130(W)x199(H)mm. Flush box S4: 115(W)x185(H)x45(D)mm. 8044. CITYMAX BASIC telephone (8 units). 4800. Power supply 12Vac/1,5A. DIN4.</p>	<p>ANALOGUE (4+10)</p> 	<p><b>6350 10/W CITYMAX AUDIO KIT</b></p> <p><b>Includes</b> 8320. CITYLINE 10/W panel and flush box (Flush box ref.8855 included). Outdoor panel S5: 130(W)x246(H)mm. Flush box S5: 115(W)x246(H)x45(D)mm. 8044. CITYMAX BASIC telephone (10 units). 4800. Power supply 12Vac/1,5A. DIN4.</p>
<p>ANALOGUE (4+12)</p> 	<p><b>6355 12/W CITYMAX AUDIO KIT</b></p> <p><b>Includes</b> 8321. CITYLINE 12/W panel and flush box (Flush box ref.8855 included). Outdoor panel S5: 130(W)x246(H)mm. Flush box S5: 115(W)x246(H)x45(D)mm. 8044. CITYMAX BASIC telephone (12 units). 4800. Power supply 12Vac/1,5A. DIN4.</p>	<p>ANALOGUE (4+14)</p> 	<p><b>9005 14/W CITYMAX AUDIO KIT</b></p> <p><b>Includes</b> 8660. CITYLINE 14/W panel and flush box Outdoor panel S6: 130(W)x294(H)mm. 8856. Flush box S6: 115(W)x280(H)x45(D)mm. 8044. CITYMAX BASIC telephone (14 units). 4800. Power supply 12Vac/1,5A. DIN4.</p>
<p>ANALOGUE (4+16)</p> 	<p><b>9018 16/W CITYMAX AUDIO KIT</b></p> <p><b>Includes</b> 8661. 16/W CITYLINE panel (6 AVP208) Outdoor panel S6: 130(W)x294(H)mm. 8856. Flush box S6: 115(W)x280(H)x45(D)mm. 8044. CITYMAX BASIC Telephone (16 units). 4800. Power supply 12Vac/1,5A. DIN4.</p>	<p>ANALOGUE (4+18)</p> 	<p><b>9080 18/W CITYMAX AUDIO KIT</b></p> <p><b>Includes</b> 8700. 18/W CITYLINE panel (7 AVP209) Outdoor panel S7: 130(W)x341(H)mm. 8857. Flush box S7: 115(W)x328(H)x45(D)mm. 8044. CITYMAX BASIC telephone (18 units). 4800. Power supply 12Vac/1,5A. DIN4.</p>

# AUDIO KITS

ANALOGUE (4+20)	<b>9081 20/W CITYMAX AUDIO KIT</b>
	<p><b>Includes</b></p> <p>8701. 20/W CITYLINE panel (7 AVP210) Outdoor panel S8: 130(W)x389(H)mm.</p> <p>8858. Flush box S8: 115(W)x375(H)x45(D)mm.</p> <p>8044. CITYMAX BASIC Telephone (20 units).</p> <p>4800. Power supply 12Vac/1,5A. DIN4.</p>

ANALOGUE (4+22)	<b>9082 22/W CITYMAX AUDIO KIT</b>
	<p><b>Includes</b></p> <p>8740. 22/W CITYLINE panel (8 AVP211) Outdoor panel S8: 130(W)x389(H)mm.</p> <p>8858. Flush box S8: 115(W)x375(H)x45(D)mm.</p> <p>8044. CITYMAX BASIC telephone (22 units).</p> <p>4800. Power supply 12Vac/1,5A. DIN4.</p>

ANALOGUE (4+24)	<b>9083 24/W CITYMAX AUDIO KIT</b>
	<p><b>Includes</b></p> <p>8741. 24/W CITYLINE panel (8 AVP212) Outdoor panel S8: 130(W)x389(H)mm.</p> <p>8858. Flush box S8: 115(W)x375(H)x45(D)mm.</p> <p>8044. CITYMAX BASIC Telephone (24 units).</p> <p>4800. Power supply 12Vac/1,5A. DIN4.</p>

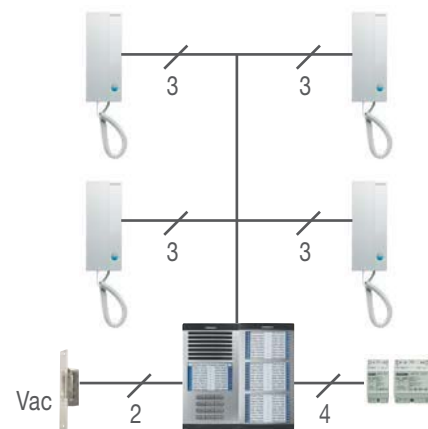
## 199 VOX KITS

VOX 199 KITS are video door entry equipment with 3 wires+coaxial installation for buildings up to 199 apartments. Include: panel (or panels) with its flush-mounted box, 1 power supply 18Vdc (ref.4830) for the audio system up to approx. 80 telephones, and a power supply 12Vac (ref.4800) for the altern current of the electric lock release installation. To complete the installation request the necessary telephones (ref.3390). An additional power supply is needed for every 80 additional telephones (ref.4830).


### KIT EXTENSIONS AND ACCESSORIES:

- 2<sup>nd</sup> Access: Requires all the kit material except power supplies.
- In-house extensions without extra power supply: 2 telephones (ref.3390) for every house.
- Panel accessories: See Cityline Section and corresponding series.
- To add additional functions, see additional functions in VDS System section.
- Electric lock recommended: Electric lock 450N-S (ref.3071).

Normal operating and short shield. 12Vac. It is possible to use an Vdc electric door lock release operating.



Installation diagram

	<b>6093 VOX 199 CITY KIT</b>
	<p><b>With double panel.</b> DIRECT panel and DIRECTORY panel for residents' names and door numbers.</p> <p><b>Includes</b></p> <p>2457. CITY VDS DIRECT S5 panel.</p> <p>8613. DIRECTORY S5 panel.</p> <p>Outdoor panel S5: 130(W)x246(H)mm.</p> <p>2x8855. Flush box S5: 115(W)x233(H)x45(D)mm.</p> <p>8829. Joining bolts set.</p> <p>8820. Panoramic card-holder.</p> <p>4830. Power supply 18Vdc/3,5A.</p> <p>4800. Power supply 12Vac/1,5A.</p>

### Rest of Vox 199 Kit installation (not included on kits)

	<b>3390 VDS LOFT TELEPHONE</b>
---	--------------------------------

### Accessories

	<b>6152 VOX 199 CITY DIGITAL KIT</b>
	<p><b>With electronic directory</b> for residents's names and door numbers, with search facility. It also includes a decorative frame for the panel.</p> <p><b>Includes</b></p> <p>2404. CITY ADS DIGITAL S5 panel.</p> <p>Outdoor panel S5: 130(W)x246(H)mm.</p> <p>8855. Flush box S5: 115(W)x233(H)x45(D)mm.</p> <p>8255. Decorative frame S5: 225(W)x375(H)mm.</p> <p>4830. Power supply 18Vdc/3,5A.</p> <p>4800. Power supply 12Vac/1,5A.</p>

<b>2536 VDS GUARD UNIT</b>
<b>2492 CONNECTION MODULE</b>
<b>4812 POWER SUPPLY 18Vdc/1,5A. DIN6.</b>
For additional equipment in homes.
<b>4830 POWER SUPPLY 18Vdc/3,5A. DIN6.</b>
One for every 80 telephones.
<b>2409 VDS/MDS DECODER</b>
In housing complexes with interior blocks-VDS(Direct or Vox) and general entrances - MDS. One is required for each interior block.
<b>3071 DOOR LOCK RELEASE</b>